

# Open Compute Project - Market Impact Assessment

## Final Deliverable

---

February 2018

## Cloud and Data Center Research Practice

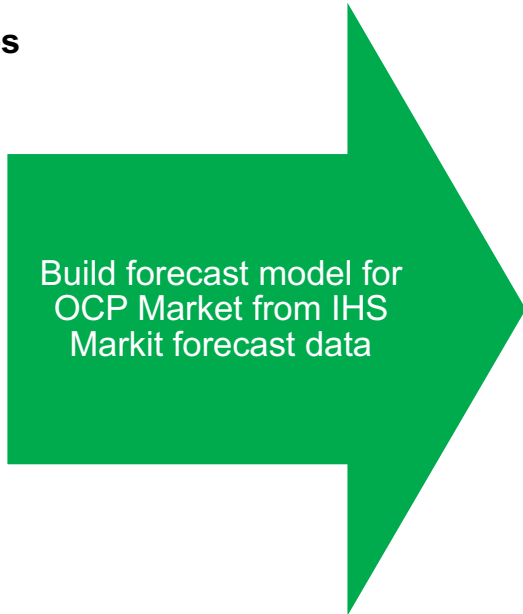


# Background

The **Open Compute Project (OCP)** commissioned **IHS Markit** to identify the impact the Open Compute Project Foundation community has had and will continue to have on the technology industry and its member organizations. **IHS Markit** is proceeding on two tracks:

## Product Categories

- Servers
- Networking
- Storage
- Peripherals
- Rack
- Power
- Other



OCP Non-Board Market

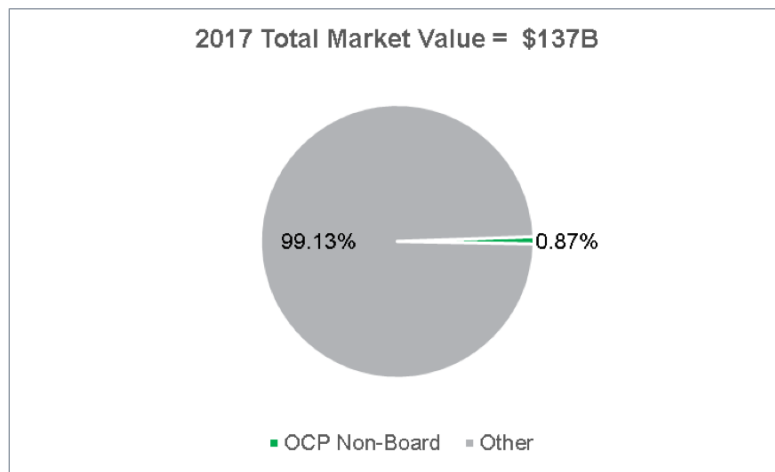


## Interviewees

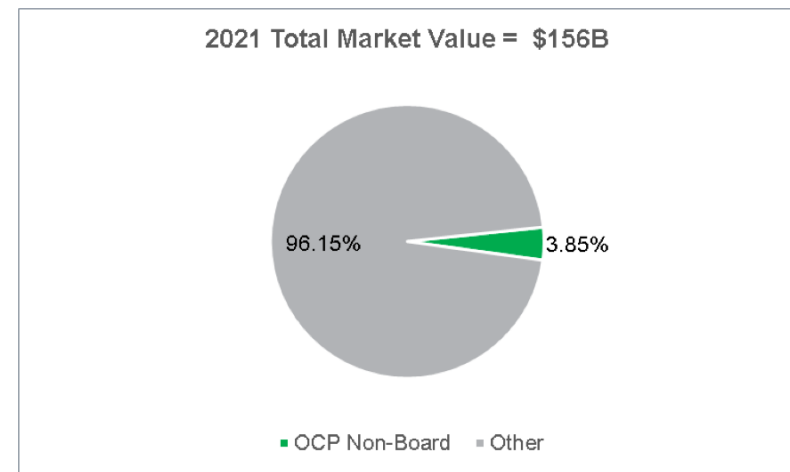
- End-Users
  - Competitive Telcos
  - Incumbent Telcos
  - Colo Providers
- Vendors
  - OEMs
  - ODMs
  - Start-ups
  - Integrators
  - Whitebox

## Non-Board OCP revenue pushes past \$1B in 2017

Total market includes: Server, Storage, Switches, Rack, Power, Peripheral, and Other Revenue



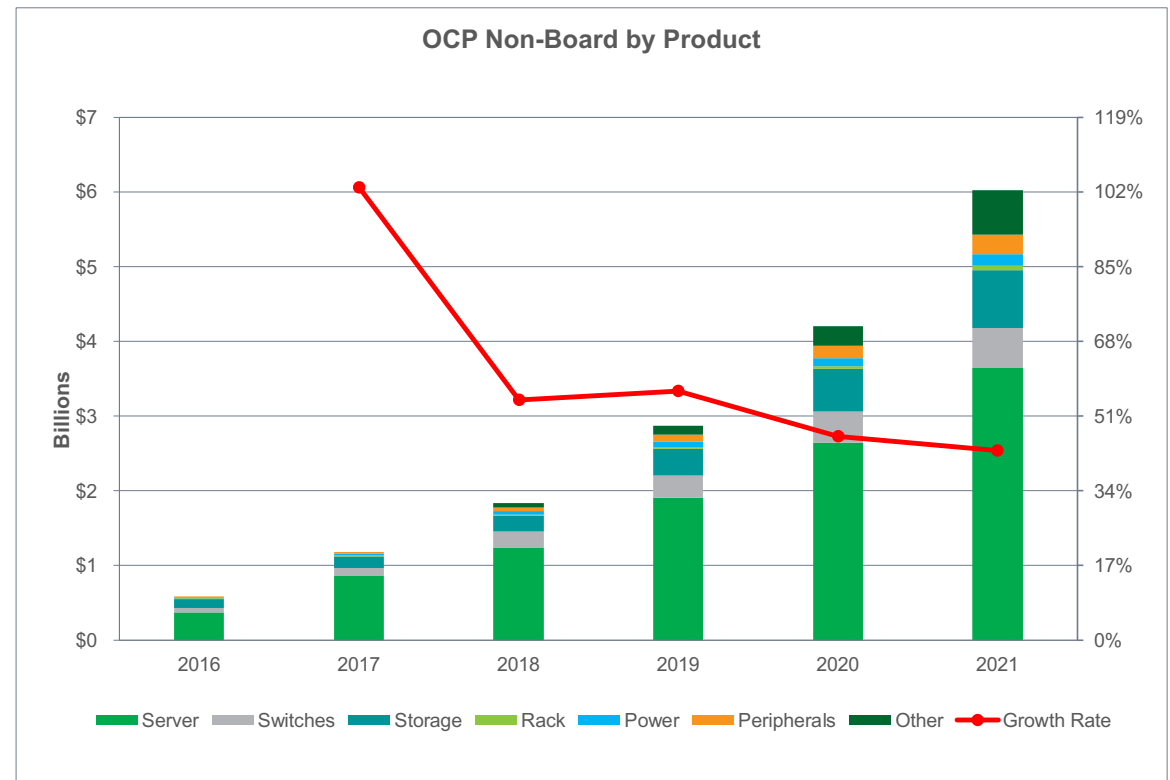
- 2017 OCP Non-Board YoY growth 103%
- 2017 OCP Non-Board revenue: \$1.2B



- 5YR CAGR 59%
- 2021 OCP Non-Board revenue: \$6B

## Non-Board OCP expands to new equipment markets

- Servers account for almost  $\frac{3}{4}$  of OCP Non-Board revenue in 2017
- Growth rate of OCP Non-Board revenue in high double digits out to 2021
- Total market growing in low single digits
- Rack, power, peripherals, and Other (WiFi & PON) enjoy highest growth rates

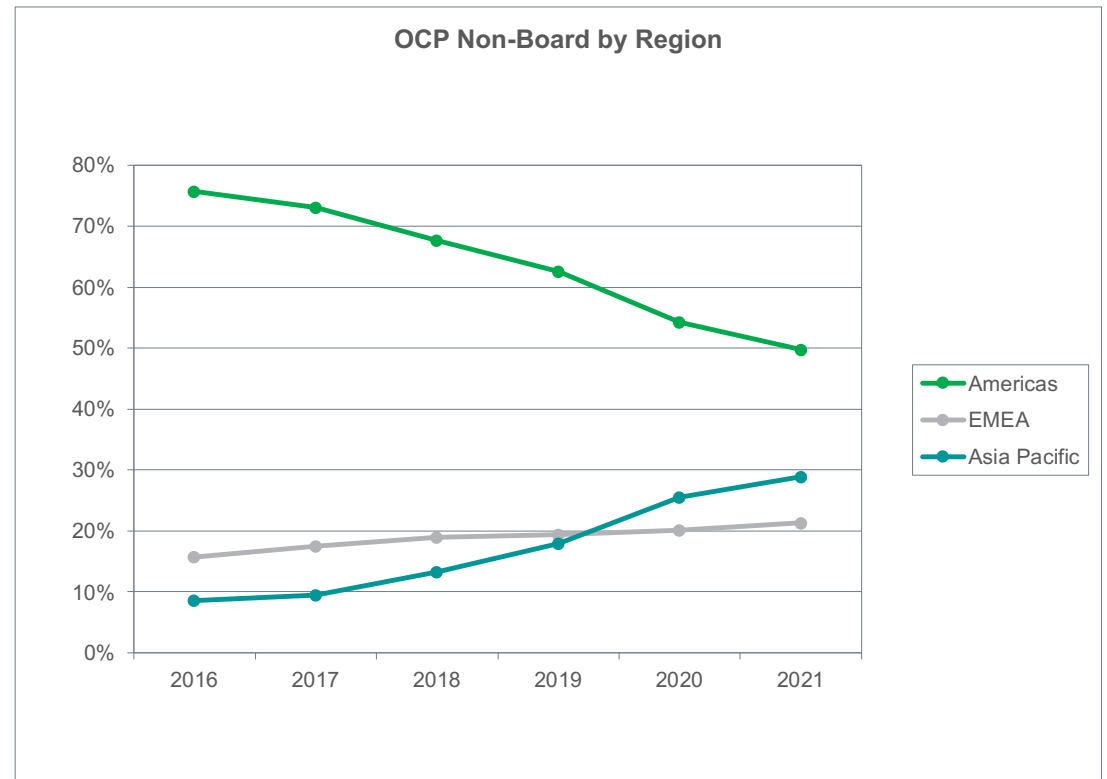


## Non-Board OCP expands to include new equipment markets - detailed

Values	Product Category	Period	2016	2017	2018	2019	2020	2021	Grand Total
<b>Amount</b>	Server		\$373,587,772	\$859,369,867	\$1,244,964,312	\$1,911,578,643	\$2,651,357,797	\$3,644,970,400	\$10,685,828,791
	Switches		\$56,603,336	\$102,549,160	\$205,285,234	\$295,445,897	\$407,279,781	\$533,135,931	\$1,600,299,339
	Storage		\$122,677,044	\$161,876,242	\$218,846,478	\$354,528,765	\$572,233,173	\$776,558,982	\$2,206,720,683
	Rack		\$4,624,803	\$9,871,211	\$16,286,207	\$27,647,398	\$40,642,142	\$58,834,572	\$157,906,334
	Power		\$11,483,501	\$19,172,420	\$41,225,554	\$70,294,141	\$103,792,418	\$151,531,134	\$397,499,167
	Peripherals		\$15,256,832	\$33,958,799	\$54,372,178	\$97,036,817	\$161,821,560	\$263,622,320	\$626,068,506
	Other		\$0	\$0	\$54,677,162	\$118,447,784	\$269,911,787	\$594,304,565	\$1,037,341,298
<b>% Change YoY</b>	Server			130.0%	44.9%	53.5%	38.7%	37.5%	
	Switches			81.2%	100.2%	43.9%	37.9%	30.9%	
	Storage			32.0%	35.2%	62.0%	61.4%	35.7%	
	Rack			113.4%	65.0%	69.8%	47.0%	44.8%	
	Power			67.0%	115.0%	70.5%	47.7%	46.0%	
	Peripherals			122.6%	60.1%	78.5%	66.8%	62.9%	
	Other					116.6%	127.9%	120.2%	
<b>Total Amount</b>			<b>\$584,233,288</b>	<b>\$1,186,797,699</b>	<b>\$1,835,657,124</b>	<b>\$2,874,979,446</b>	<b>\$4,207,038,658</b>	<b>\$6,022,957,903</b>	<b>\$16,711,664,117</b>
<b>Total % Change YoY</b>				<b>103.1%</b>	<b>54.7%</b>	<b>56.6%</b>	<b>46.3%</b>	<b>43.2%</b>	

## Americas (US) dominates through 2021

- Americas' early domination due to Non-Board hyperscaler and financial adoption, then driven by telco, CAGR 47%
- APAC will surpass EMEA on strength of hyperscaler adoption, CAGR 103%
- EMEA growth driven by telco, CAGR 70%

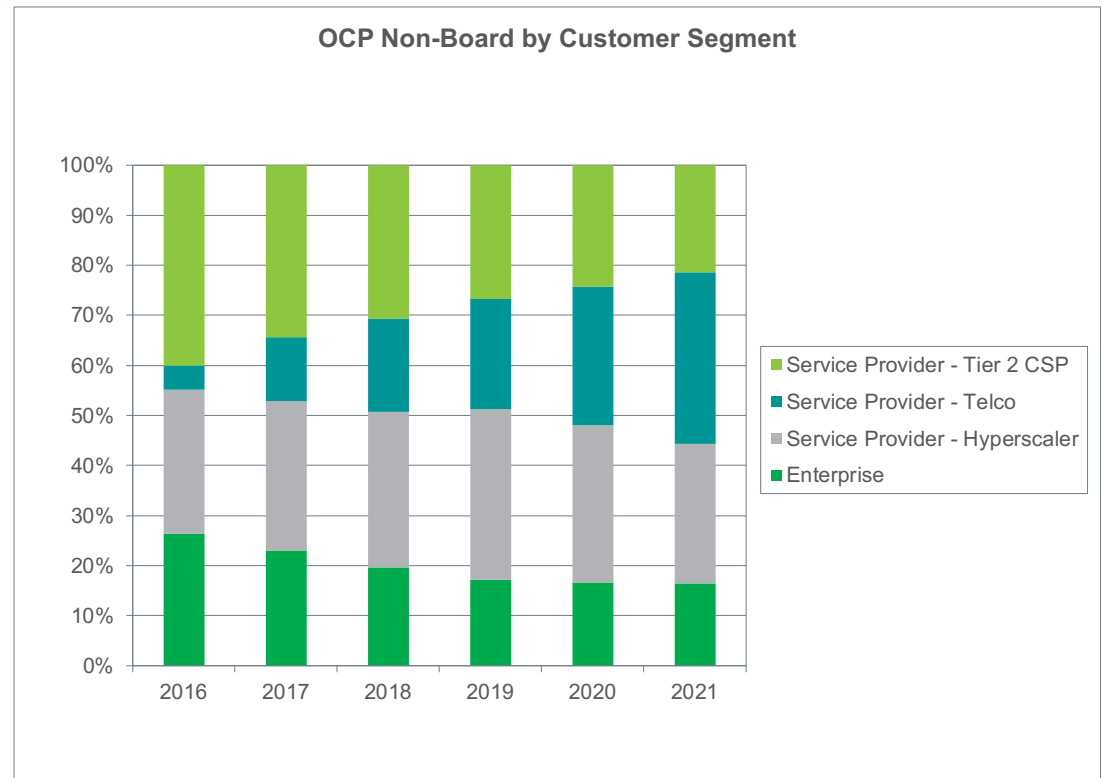


## Americas (US) dominates through 2021 - detailed

Values	Region	2016	2017	2018	2019	2020	2021	Grand Total
<b>Amount</b>	Americas	\$442,371,306	\$867,481,632	\$1,243,406,163	\$1,799,987,731	\$2,283,703,694	\$2,996,876,152	\$9,633,826,677
	EMEA	\$91,800,263	\$206,934,422	\$348,717,861	\$559,452,960	\$847,198,186	\$1,285,495,349	\$3,339,599,041
	Asia Pacific	\$50,061,719	\$112,381,645	\$243,533,100	\$515,538,755	\$1,076,136,778	\$1,740,586,402	\$3,738,238,399
<b>% Change YoY</b>	Americas		96.1%	43.3%	44.8%	26.9%	31.2%	
	EMEA		125.4%	68.5%	60.4%	51.4%	51.7%	
	Asia Pacific		124.5%	116.7%	111.7%	108.7%	61.7%	
<b>Total Amount</b>		<b>\$584,233,288</b>	<b>\$1,186,797,699</b>	<b>\$1,835,657,124</b>	<b>\$2,874,979,446</b>	<b>\$4,207,038,658</b>	<b>\$6,022,957,903</b>	<b>\$16,711,664,117</b>
<b>Total % Change YoY</b>			<b>103.1%</b>	<b>54.7%</b>	<b>56.6%</b>	<b>46.3%</b>	<b>43.2%</b>	

## Telco cloud is the next wave

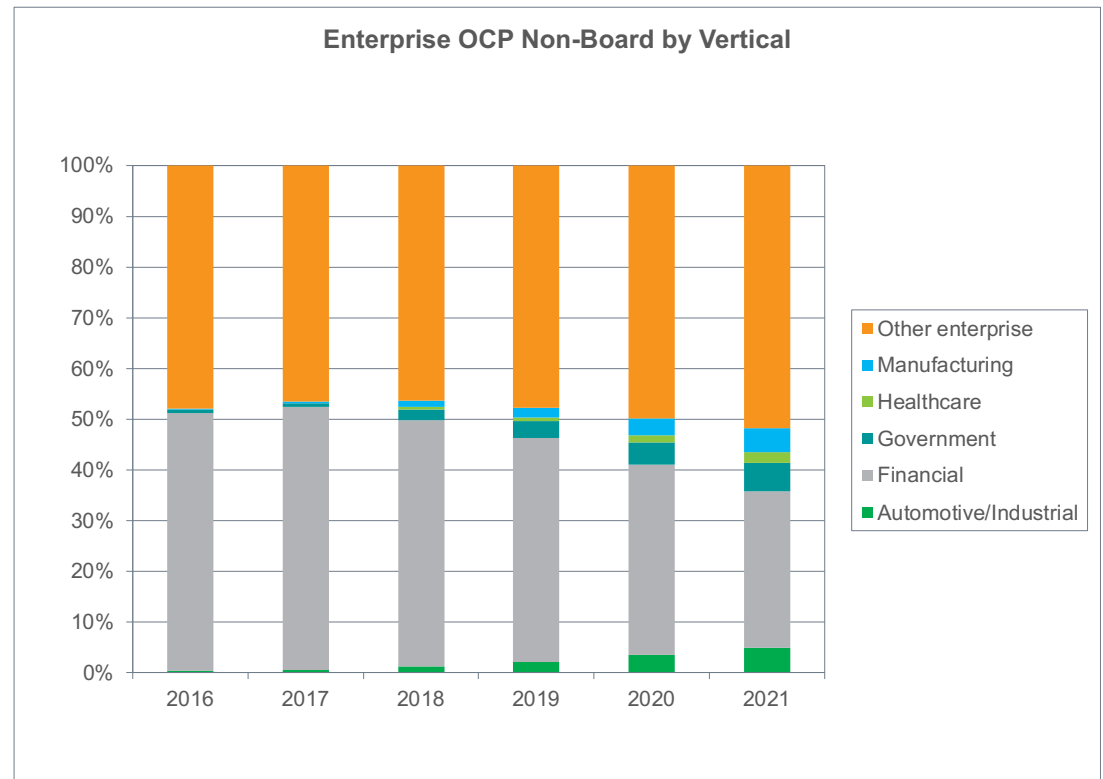
- Non-Board hyperscaler and Tier 2 CSPs explored OCP servers in 2016 and start larger deployments in 2017-2019
- Telcos increase POCs in 2017, production trials ramp in 2018, scale deployments 2019+
- Non-Board hyperscalers are largest OCP switches customers thru CY21
- Telco total OCP spend will surpass Non-Board hyperscalers in 2021





## Finance yields to other (retail and education)

- Financials deploying largest number of Non-Board enterprise OCP products
- E-commerce and web-based enterprises such as travel fare aggregator websites the next biggest opportunity
- Other enterprise (incl. Retail & Education) expected to become largest enterprise switching sub-segment in CY21
- Enterprise customers continue to use AC power at rack, making OCP power the smallest component of their OCP spend



## Vertical split details

Values	Customer Segment	Customer Vertical	Period						
			2016	2017	2018	2019	2020	2021	Grand Total
<b>Amount</b>	<input type="checkbox"/> Service Provider	Hyperscaler	\$168,567,432	\$354,498,968	\$576,183,192	\$985,764,277	\$1,333,077,313	\$1,693,400,970	\$5,111,492,152
		Telco	\$27,853,040	\$151,662,687	\$344,159,203	\$634,150,676	\$1,174,643,878	\$2,073,058,173	\$4,405,527,656
		Tier 2 CSP	\$233,760,016	\$409,490,970	\$563,384,477	\$774,322,960	\$1,024,163,306	\$1,293,944,839	\$4,299,066,569
	<b>Service Provider Total</b>		<b>\$430,180,488</b>	<b>\$915,652,625</b>	<b>\$1,483,726,871</b>	<b>\$2,394,237,913</b>	<b>\$3,531,884,497</b>	<b>\$5,060,403,982</b>	<b>\$13,816,086,377</b>
	<input type="checkbox"/> Enterprise	Automotive/Industrial	\$540,064	\$1,436,033	\$4,327,178	\$10,551,336	\$24,854,552	\$48,853,556	\$90,562,718
		Financial	\$78,201,246	\$142,337,640	\$174,987,455	\$218,904,955	\$262,098,331	\$306,647,105	\$1,183,176,731
		Government	\$1,073,069	\$2,324,756	\$7,968,956	\$16,542,163	\$31,422,232	\$56,015,385	\$115,346,561
		Healthcare	\$0	\$0	\$1,529,202	\$3,604,428	\$9,480,403	\$21,441,986	\$36,056,019
		Manufacturing	\$338,369	\$999,533	\$4,684,296	\$9,720,930	\$22,925,528	\$46,754,184	\$85,422,840
		Other enterprise	\$73,900,051	\$127,679,707	\$167,310,615	\$237,195,218	\$349,344,063	\$514,657,988	\$1,470,087,643
	<b>Enterprise Total</b>		<b>\$154,052,800</b>	<b>\$274,777,669</b>	<b>\$360,807,701</b>	<b>\$496,519,030</b>	<b>\$700,125,109</b>	<b>\$994,370,205</b>	<b>\$2,980,652,513</b>
<b>% Change YoY</b>	<input type="checkbox"/> Service Provider	Hyperscaler		110.3%	62.5%	71.1%	35.2%	27.0%	
		Telco		444.5%	126.9%	84.3%	85.2%	76.5%	
		Tier 2 CSP		75.2%	37.6%	37.4%	32.3%	26.3%	
	<b>Service Provider Total</b>			<b>112.9%</b>	<b>62.0%</b>	<b>61.4%</b>	<b>47.5%</b>	<b>43.3%</b>	
	<input type="checkbox"/> Enterprise	Automotive/Industrial		165.9%	201.3%	143.8%	135.6%	96.6%	
		Financial		82.0%	22.9%	25.1%	19.7%	17.0%	
		Government		116.6%	242.8%	107.6%	90.0%	78.3%	
		Healthcare		#DIV/0!	#DIV/0!	135.7%	163.0%	126.2%	
		Manufacturing		195.4%	368.6%	107.5%	135.8%	103.9%	
		Other enterprise		72.8%	31.0%	41.8%	47.3%	47.3%	
	<b>Enterprise Total</b>			<b>78.4%</b>	<b>31.3%</b>	<b>37.6%</b>	<b>41.0%</b>	<b>42.0%</b>	
<b>Total Amount</b>			<b>\$584,233,288</b>	<b>\$1,190,430,294</b>	<b>\$1,844,534,572</b>	<b>\$2,890,756,944</b>	<b>\$4,232,009,606</b>	<b>\$6,054,774,187</b>	<b>\$16,796,738,890</b>
<b>Total % Change YoY</b>				<b>103.8%</b>	<b>54.9%</b>	<b>56.7%</b>	<b>46.4%</b>	<b>43.1%</b>	

## OCP vendor survey results

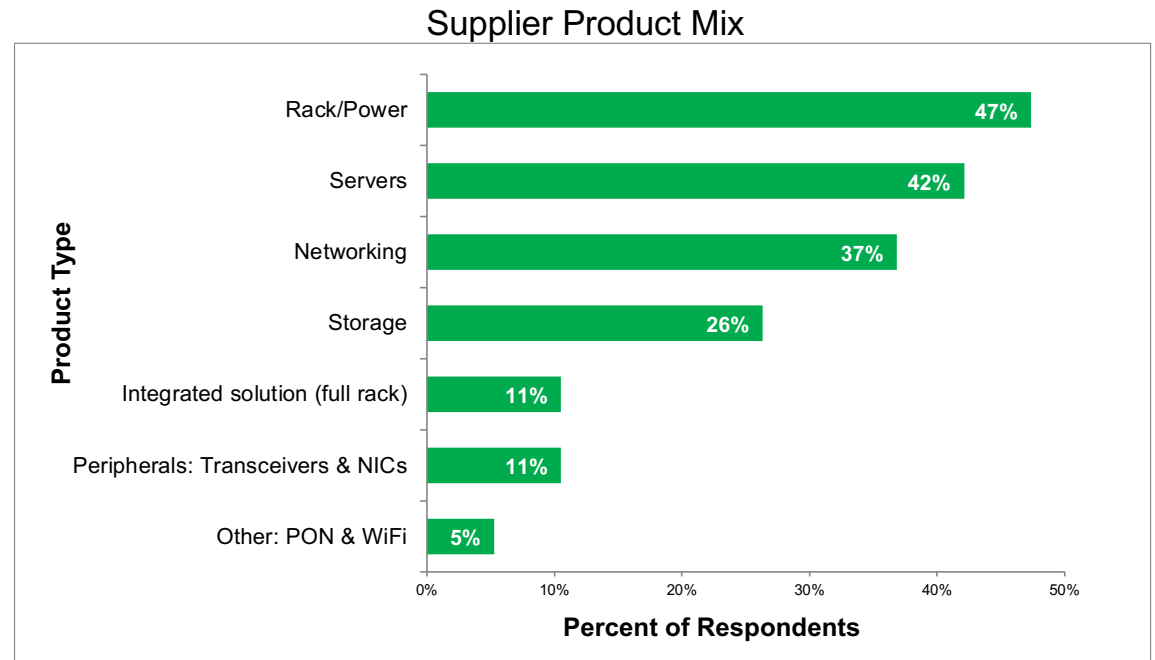
The following slides present findings from interviews with vendors of OCP products.



## Many OCP designs are customized by end-users

Q: Describe your current Open Compute product portfolio.

- Good coverage on racks, servers and networking, storage limited to disk and SSD
- PON equipment is new to the OCP line-up and currently offered by a single vendor, can expect more
- Vendors now fielding requests about OCP products daily
- Software ecosystem and maturity still lags behind hardware

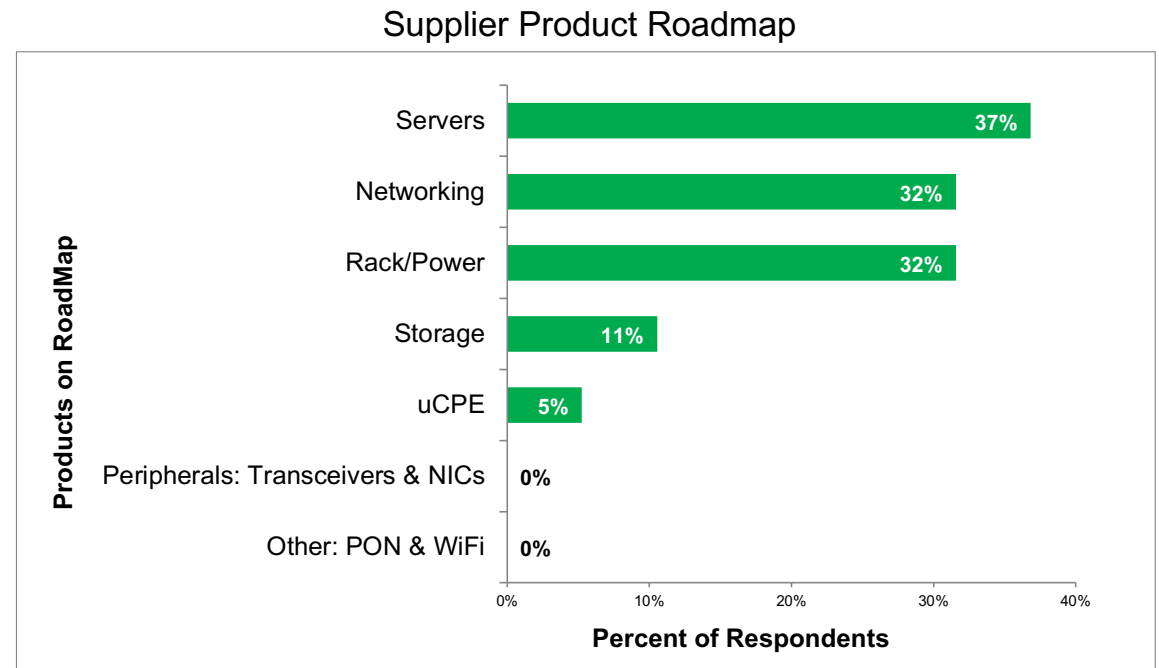


*Many vendors supply more than one OCP product.*

## Vendors target AI & ML, 200/400GE with Intel Skylake, AMD EPYC, and ARM

Q: What are your plans for introducing additional OCP products?

- Whitebox uCPE recently added to the mix targeting Telco cloud
- Compute will be enhanced with Intel Skylake, AMD EPYC, ARM and options for parallel compute in support of AI and ML
- Efforts ongoing to improve power distribution options (including DC), efficiency and battery backup
- Expect to see 200/400GE switching with deep buffering for DC spine

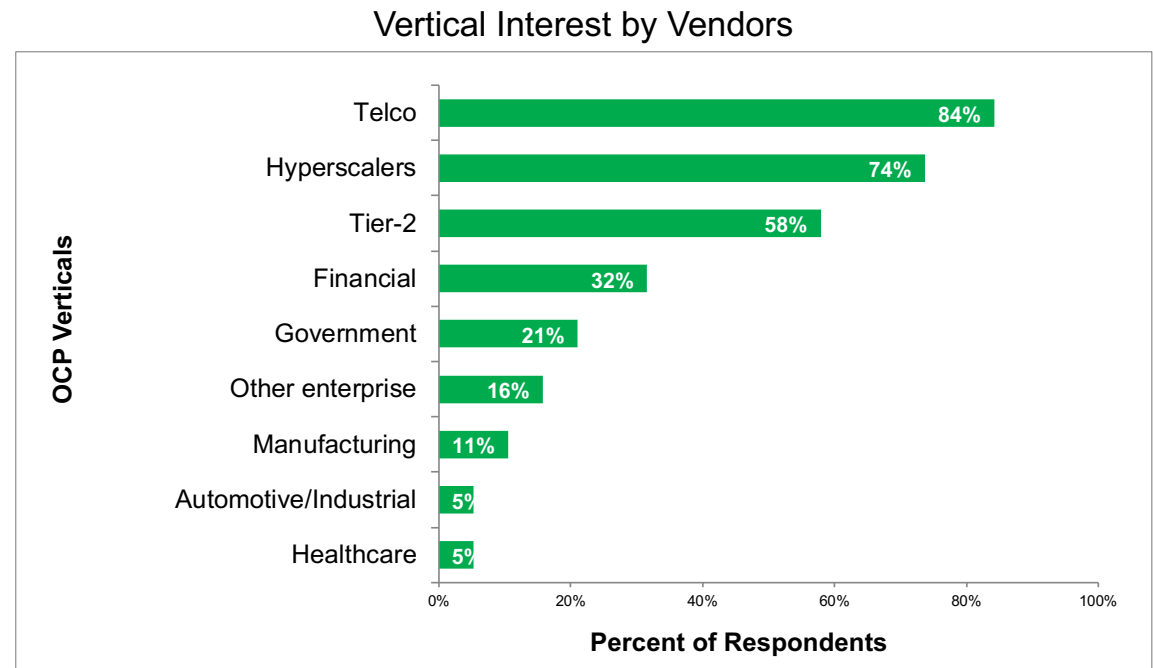


*Many vendors have plans to introduce more than one new OCP product.*

## Telcos top explorer of OCP for Telco cloud (CO and uCPE deployments)

Q: From which types of customers (verticals, sizes) are you seeing the greatest interest in Open Compute products?

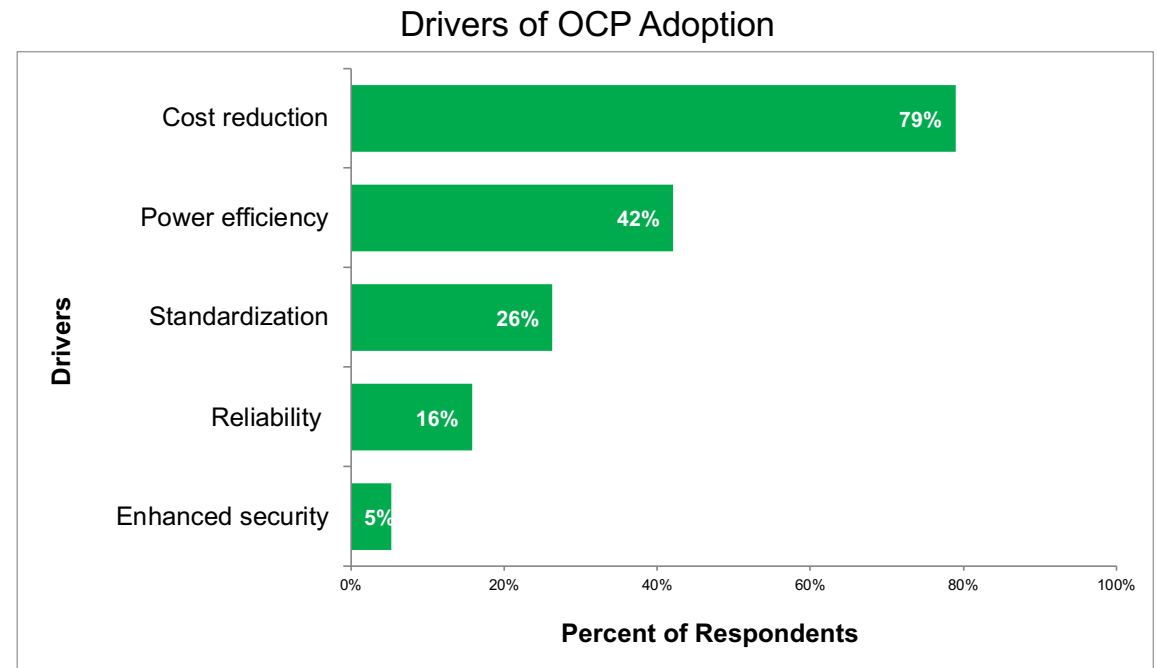
- Hyperscalers led the way for Tier-2 CSPs and Telco
- Telcos see OCP helping with 5G
- Governments looking to apply OCP in research and defense; believe open systems can be made more secure
- Organizations deploying are large, but interest exists across the board



## Top adoption drivers: Cost and power consumption reduction

Q: What are the top reasons your customers give for adopting Open Compute products?

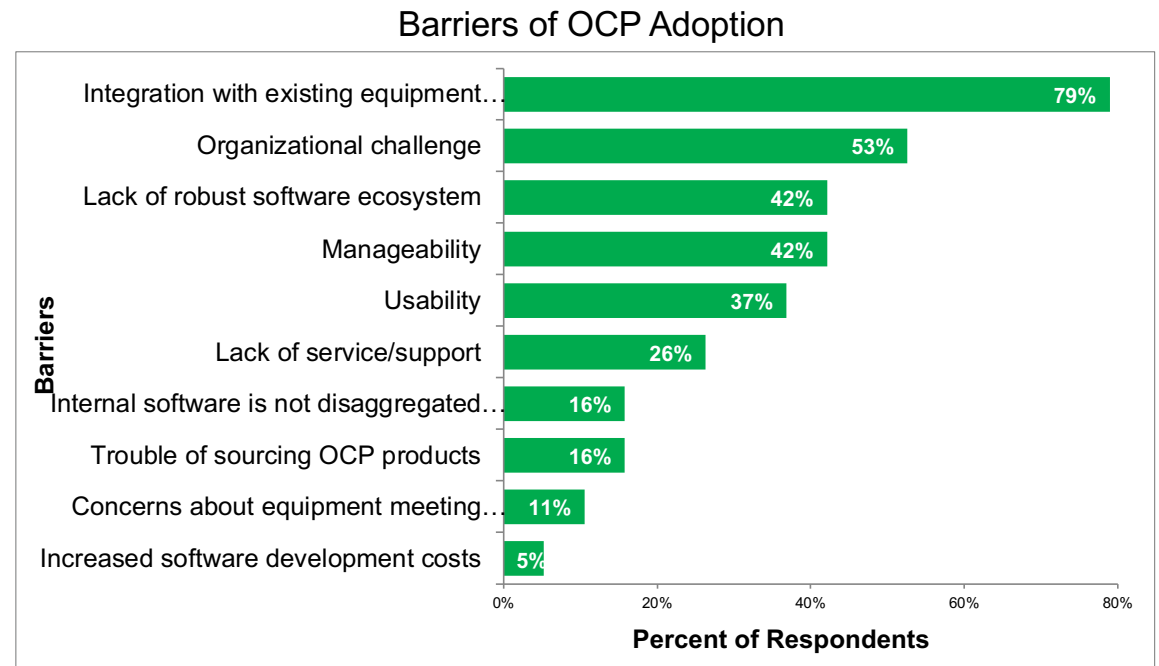
- Quick deployments due to integrated racks and power efficiency are significant drivers for OCP rack and power
- Cost reduction and power efficiency biggest drivers for OCP servers
- Standardization and cost reduction are biggest influencers of OCP adoption for switches



## Top adoption barriers: Integration and organizational challenges

Q: What are the top barriers your customers and/or target customers raise when evaluating use of OCP products?

- Education is a challenge, customers don't know where to buy OCP equipment and need mechanism to trial it to determine fit in their environment
- Manageability of OCP switch hardware w/ 3rd party software and competition from Chinese incumbents are adoption inhibitors
- Trouble sourcing compatible OCP products are a primary barrier

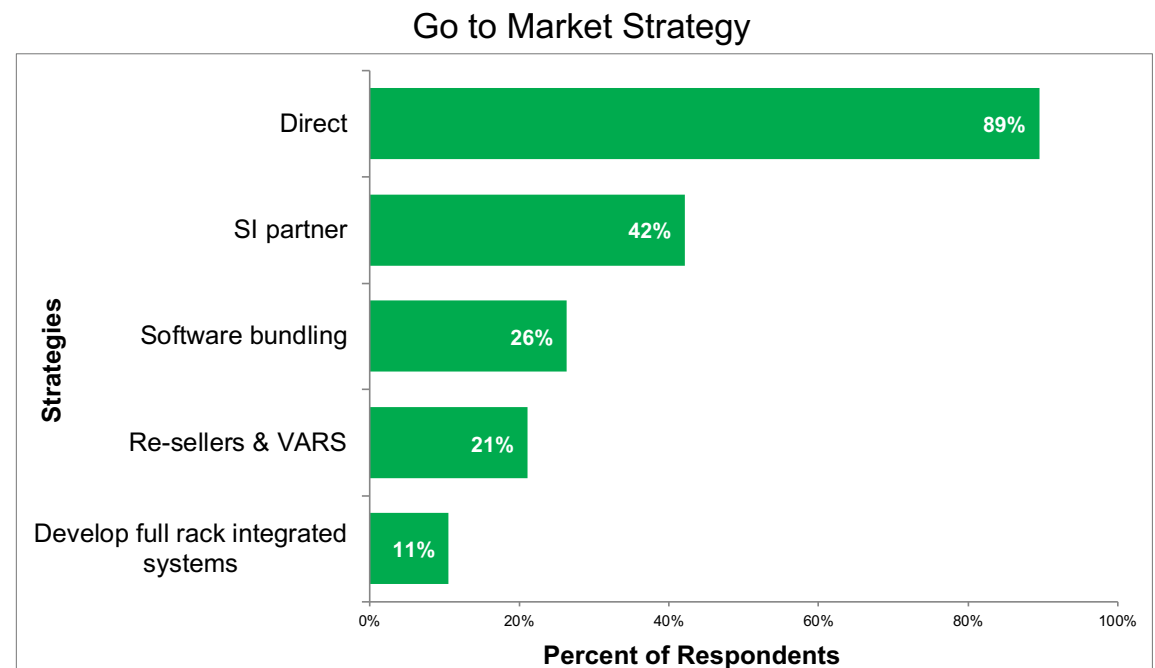




## Vendors currently take direct approach to OCP product sales

Q: How do you bring Open Compute products to market?

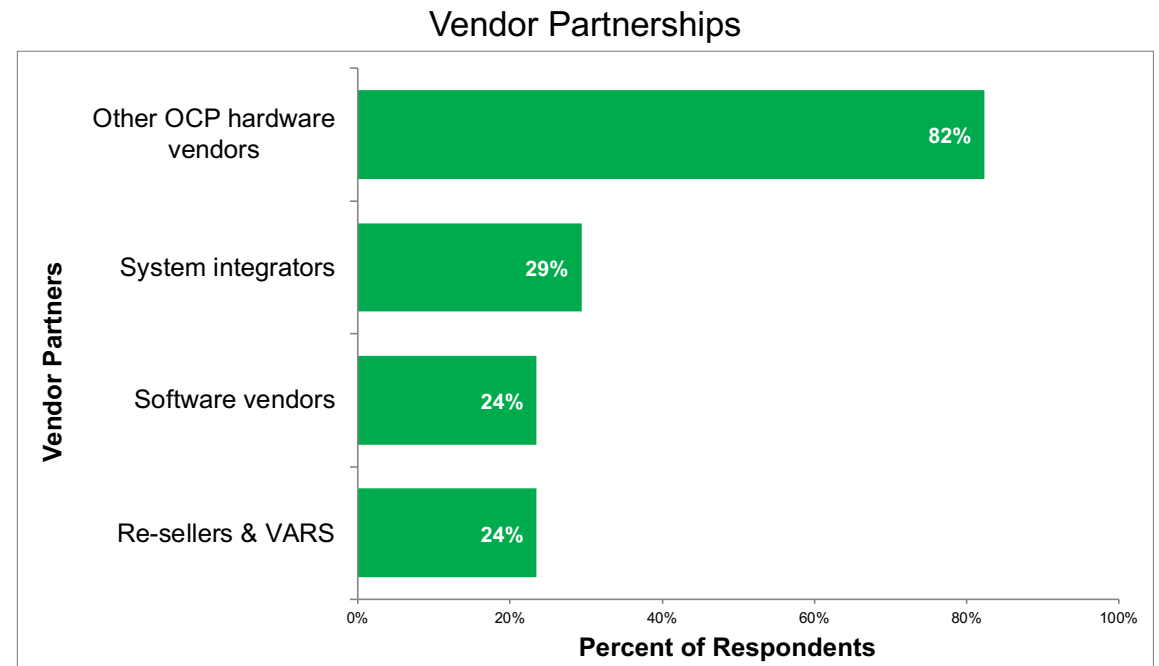
- Many suppliers report that scale and custom-nature of OCP requests require direct contact with client
- Customers new to OCP products want guidance from vendors or SIs when purchasing
- 7 of 18 respondents reported using same channel strategy as for standard product line



## Vendors team up to provide total OCP solution

Q: Who are your partners for Open Compute products now?

- Vendors seek multiple partnerships; which helps to bolster exposure to entire data center ecosystem
- OCP partnerships based on customer preferences and previous vendor relationships
- Vendor partner often differs based on geography; aids in entering new regions and reduces cost by local integration



## OCP vendor discussions

- Hyperscaler deployments are the current majority
- Telco (all sizes) and financials are still exploring, deployments still to come
- 7 key verticals: Telco, Web-scale Cloud, High Tech, Education, Manufacturing, Financial Services, Transportation.
- Biggest value is standard capabilities from open networking features
- Customers need a software division and a "secret recipe" to really make the most of OCP
- Customers don't want to pay for features they are not going to use.
- Open integration is a challenge.
- Education is a challenge and a big barrier - need to educate the customers on suppliers, how to try, will it integrate
- With OCP you have to plan out your data center purchases long in advance.
- You essentially get what is provided and it's up to you (the customer) to figure the rest out.

## OCP end-user discussions

The following slides present findings from interviews with end-users of OCP products.



## Next frontier for disaggregation is optical transport

- Current telco deployments are on a smaller scale; usually less than a dozen racks, sometimes as little as a half rack
- All interviewees have plans for expanded deployments; one said their mantra is “look at using OCP first, and only if it’s not suitable to the purpose, do we then choose different equipment.”
- Major OCP use cases cited by telco companies include: video on demand, voice, data and VPN for enterprise.
- Purchasing at scale will be from existing vendors being asked to supply OCP equipment
- Common manageability and disaggregation of hardware and software were two important drivers for end-user adoption
- Delay in software development for OCP hardware is causing some hesitation in adoption
- Tier 2 service providers cite distribution (purchasing from Taiwanese vendor for Brazilian deployment, for example) of OCP products as a barrier to adoption
- Looking for more variations on uCPE (ARM, coprocessors), improved software ecosystems and maturity and options for edge compute



# Definitions

---

# Definitions

## Product Scope

**Open Compute:** equipment certified (OCP-ACCEPTED™ and OCP-INSPIRED) by OCP; includes equipment in certification process

**Manufacturers' revenue (US\$):** reported for units shipped for revenue recognized during the calendar year. OEM revenue is attributed to the original manufacturer. We do not include revenue from service and support, product maintenance, managed services, and professional services

## Product Categories

**Servers:** A networked physical device that provides shared compute functionality; typically contains a central processing unit (CPU), random access memory (RAM), storage, physical network interface, power supply, and management

**Switches:** Ethernet switches that forward traffic based on layer 2 information; used to build LANs enterprise/ service provider data center networks; does not include switches deployed for carrier metro Ethernet applications

**Storage:** A set of storage elements where data is held in an electromagnetic, digital circuitry, or optical form and can be loaded into server memory to be used for computation; can include hard disk and solid state storage devices and can be located within a server or a separate enclosure

**Racks:** Physical support infrastructure designed to hold power, cooling and IT equipment (servers, storage and network)

## Definitions Continued

**Power:** Power delivery at the rack level that can include power distribution, battery back-up, and power conversion

**Peripherals:** Includes optical transceivers and Ethernet network adaptors

- Optical transceivers: pluggable modules supporting a single logical connection with an electrical system interface and an optical or electrical TX/RX line interface;
- Ethernet network adaptors: I/O cards used to connect servers and storage devices to Ethernet networks; can provide CPU offload; include stand-up and piggyback cards

**Others:** Includes passive optical and WiFi network equipment

- Passive optical network equipment: Including OLTs [optical line terminals] and ONTs [optical network terminals]
- WiFi network equipment: Enterprise-class wireless networking devices based on the 802.11 standard, including WiFi access points and controllers



## Definitions Continued

### Verticals

**Market Segment:** Organizations purchasing Open Compute Certified (Accepted and Inspired) equipment

**Service Provider:** Provide IT, communications or physical data center infrastructure services

**Cloud:** Provide IT and communications services over 3<sup>rd</sup> party networks; typically does not own end user access networks

**Hyperscaler** - Operate data centers totaling to >3 million square feet

**Tier 2** - Operate data centers totaling to <3 million square feet

**Telco:** Traditional telecommunication network providers including MSOs and mobile carriers

**Enterprise:** Provides products and services to target select markets

**Healthcare:** organizations that provide medical and healthcare goods or services; this sector includes hospital management firms, health maintenance organizations (HMOs), biotechnology and pharmaceutical firms.

**Financial:** companies that provide financial services to commercial and retail customers; this sector includes banks, investment funds, insurance companies and real estate firms.

**Government:** provides municipal, state and country wide services to its citizens

**Manufacturing:** companies engaged in the fabrication, processing, or preparation of products from raw materials and commodities. This includes all foods, chemicals, textiles, machines, and equipment.

**Automotive/Industrial:** companies that produce goods used in the manufacture of automotive products as well as goods used for construction and manufacturing; specifically aerospace and defense equipment as well as industrial machinery, tools, lumber production, construction, waste management, manufactured housing, cement and metal fabrication.

**Other:** all other enterprise verticals, such as hospitality, education, retail, etc.

## Questions? Please feel free to email us



**Liz Cruz**  
*Colocation &  
Hyper-scale DCs*  
[liz.cruz@ihsmarkit.com](mailto:liz.cruz@ihsmarkit.com)




**Cliff Grossner**  
*Cloud Services  
DC Ntwk & Compute  
DC and Ent SDN*  
[cliff.grossner@ihsmarkit.com](mailto:cliff.grossner@ihsmarkit.com)



**Matthias Machowinski**  
*Data Center Storage*  
[matthias.machowinski@ihsmarkit.com](mailto:matthias.machowinski@ihsmarkit.com)



**Devan Adams**  
*Cloud Services  
DC Switching*  
[devan.adams@ihsmarkit.com](mailto:devan.adams@ihsmarkit.com)



**Vladimir Galabov**  
*Data Center Compute*  
[Vladimir.galabov@ihsmarkit.com](mailto:Vladimir.galabov@ihsmarkit.com)



**Maggie Shillington**  
*DC Rack Infrastructure*  
[maggie.shillington@ihsmarkit.com](mailto:maggie.shillington@ihsmarkit.com)



**Arun Suresh**  
*Data Center Compute*  
[arun.suresh@ihsmarkit.com](mailto:arun.suresh@ihsmarkit.com)

## IHS Markit Customer Care

CustomerCare@ihsmarkit.com

Americas: +1 800 IHS CARE (+1 800 447 2273)

Europe, Middle East, and Africa: +44 (0) 1344 328 300

Asia and the Pacific Rim: +604 291 3600

---

### Disclaimer

The information contained in this presentation is confidential. Any unauthorized use, disclosure, reproduction, or dissemination, in full or in part, in any media or by any means, without the prior written permission of IHS Markit Ltd. or any of its affiliates ("IHS Markit") is strictly prohibited. IHS Markit owns all IHS Markit logos and trade names contained in this presentation that are subject to license. Opinions, statements, estimates, and projections in this presentation (including other media) are solely those of the individual author(s) at the time of writing and do not necessarily reflect the opinions of IHS Markit. Neither IHS Markit nor the author(s) has any obligation to update this presentation in the event that any content, opinion, statement, estimate, or projection (collectively, "information") changes or subsequently becomes inaccurate. IHS Markit makes no warranty, expressed or implied, as to the accuracy, completeness, or timeliness of any information in this presentation, and shall not in any way be liable to any recipient for any inaccuracies or omissions. Without limiting the foregoing, IHS Markit shall have no liability whatsoever to any recipient, whether in contract, in tort (including negligence), under warranty, under statute or otherwise, in respect of any loss or damage suffered by any recipient as a result of or in connection with any information provided, or any course of action determined, by it or any third party, whether or not based on any information provided. The inclusion of a link to an external website by IHS Markit should not be understood to be an endorsement of that website or the site's owners (or their products/services). IHS Markit is not responsible for either the content or output of external websites. Copyright © 2017, IHS Markit™. All rights reserved and all intellectual property rights are retained by IHS Markit.

